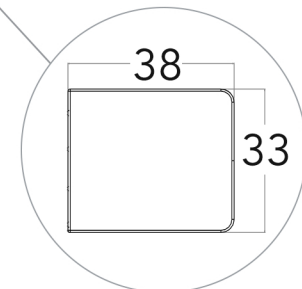
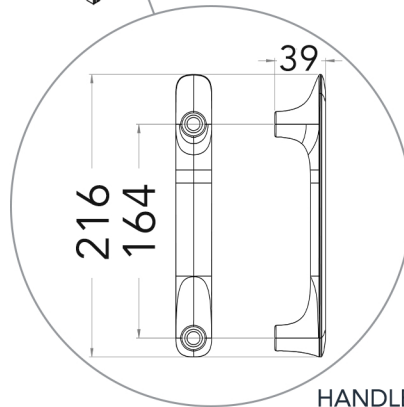
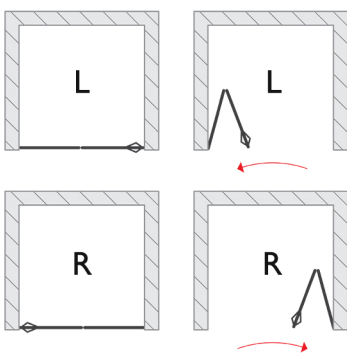
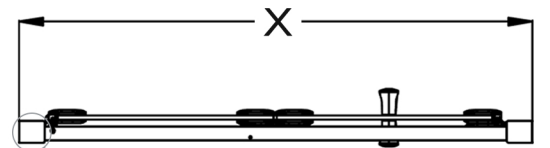
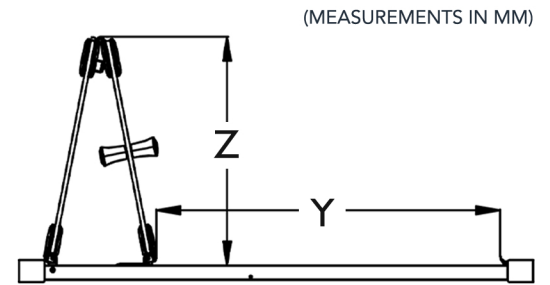
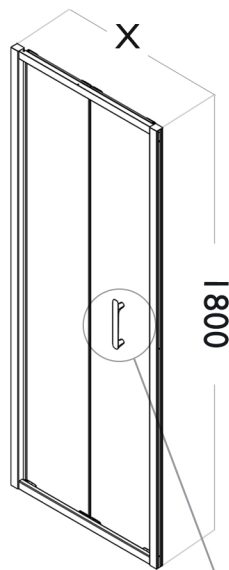



BIFOLD DOOR

- EN 14428:2015+A1:2018 (shower enclosures)
- EN 12150-1:2013 (glass in building)
- EN ISO7599 (anodizing of aluminium and its alloys)
- 6mm Toughened Safety Glass
- 25mm Profile Adjustment
- 1800mm Height

- ClearVue Glass Coating
- Reversible
- Chrome Plated Handle
- Ultra Clear PVC Seals
- Space Saving Solution
- Shower Tray and Wetroom Installation

- Chrome Plated ABS Cover Caps
- Seamless Interior Cover Strips
- Magnetic Closure
- 25mm Wall Profile Extension Available
- Pre-assembled door frame on bifold / hinge door
- 20 Year Guarantee Against Manufacturing Defects*



PROFILE
(opposite handle side)

SPECIFICATIONS

PRODUCT SIZE	ADJUSTMENT X (min - max)	DOOR ACCESS Y	INTRUSION Z	PRODUCT WEIGHT	PRODUCT CODE SILVER
700mm	650 - 700mm	410mm	281mm	22.00kg	ILI180BF70SC
800mm	750 - 800mm	510mm	333mm	25.00kg	ILI180BF80SC
900mm	850 - 900mm	568mm	379mm	29.00kg	ILI180BF90SC
1000mm	950 - 1000mm	668mm	430mm	32.00kg	ILI180BF100SC

+353 42 966 8000 | flairshowers.com | sales@flairshowers.com

All data presented may be subjected to change without prior notice. Flair Showers does the best it can to provide accurate information. Flair Showers unfortunately cannot guarantee this, and accept no liability for any information / advice given.

* Excludes perishable items such as rollers, seals, hinges, etc.

