

# HYDRO

Express Fit Showering

## EXPRESS FIT

QUICK FIT INSTALLATION

### OFF-SET QUADRANT Shower Enclosure



Thank you for choosing a Hydro Express Fit product

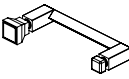
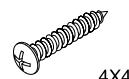
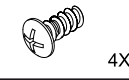




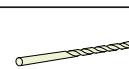
Hydro Express Fit Showering is EN ISO 9001:2008 certified

This product is fully compliant with EN 14428(European Standard for Functional Requirements and Test Methods for Shower Enclosures)

**BEFORE YOU INSTALL YOUR SHOWER ENCLOSURE PLEASE READ ALL INSTRUCTIONS. FAILURE TO DO SO MAY LEAD TO INVALIDATION OF YOUR WARRANTY.**

- The shower tray **MUST** be fitted level, tiled in and sealed along its entire wall length.
- Glass door edges are vulnerable. Contact with hard surfaces may result in glass breakage.
- The shower enclosure should be sealed only on the outside using silicone sealant.
- Check walls for electrical cabling or water pipes before drilling.

Hydro Express  
Installation Instructions

ITEM		Quant.
(H)		2 Pc
(I)	 4X40	6 Pc
(J)	 4X8	8 Pc
(K)		6 Pc
(L)		4 Pc
(M)		4 Pc
(N)		4 Pc
(O)		1 Pc

