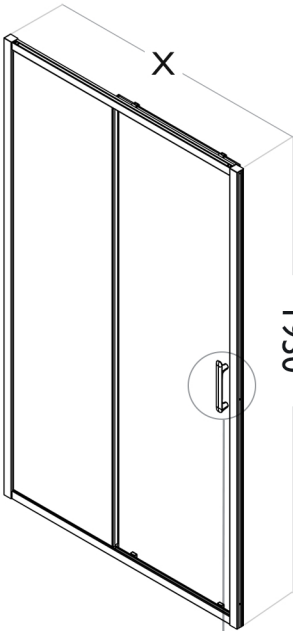


SLIDER DOOR | SILVER

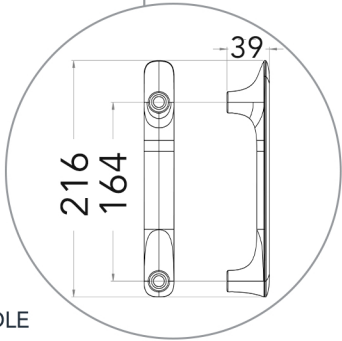
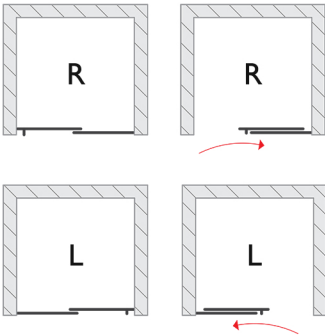
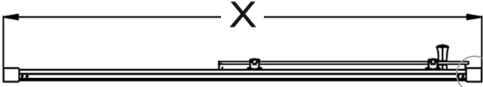
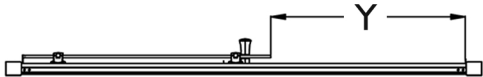
- EN 14428:2015+A1:2018 (shower enclosures)
- EN 12150-1:2013 (glass in building)
- EN ISO7599 (anodizing of aluminium and its alloys)
- 6mm Toughened Safety Glass
- 25mm Profile Adjustment
- 1950mm Height

- ClearVue Glass Coating
- Reversible
- Chrome Plated Handle
- Ultra Clear PVC Seals
- Silent Wheel Roller Mechanism
- Press Fit Seal Design

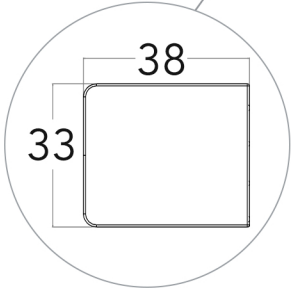
- Chrome Plated ABS Cover Caps
- Seamless Interior Cover Strips
- Quick Release Double Wheel Rollers
- 25mm Wall Profile Extension Available
- Shower Tray or Wetroom Installation
- 20 Year Guarantee Against Manufacturing Defects*



(MEASUREMENTS IN MM)



HANDLE



PROFILE
(identical on both sides)

SPECIFICATIONS

PRODUCT SIZE	ADJUSTMENT X (min - max)	DOOR ACCESS Y	GLASS PANEL A	PRODUCT WEIGHT	PRODUCT CODE
1100mm	1050 - 1100mm	420mm	480mm	38.00kg	ILISA110SC
1200mm	1150 - 1200mm	470mm	530mm	41.00kg	ILISA120SC
1250mm	1200 - 1250mm	495mm	555mm	42.00kg	ILISA125SC
1300mm	1250 - 1300mm	520mm	580mm	46.00kg	ILISA130SC
1400mm	1350 - 1400mm	570mm	630mm	49.00kg	ILISA140SC
1500mm	1450 - 1500mm	570mm	730mm	52.00kg	ILISA150SC
1600mm	1550 - 1600mm	570mm	830mm	55.00kg	ILISA160SC
1700mm	1650 - 1700mm	570mm	930mm	60.00kg	ILISA170SC

+353 42 966 8000 | flairshowers.com | sales@flairshowers.com

All data presented may be subjected to change without prior notice. Flair Showers does the best it can to provide accurate information. Flair Showers unfortunately cannot guarantee this, and accept no liability for any information / advice given.

* Excludes perishable items such as rollers, seals, hinges, etc.

